

## RAJDARSHAN INDUSTRIES LIMITED

CIN:L14100RJ1980PLC002145, Web: www.rajdarshanindustrieslimited.com, Mail: info@rajdarshanindustrieslimited.com  
Address: 59, Moti Magri Scheme, Udaipur-313001

| (Rs. In Lakhs)  |               |              |              |              |               |               |
|---|---------------|--------------|--------------|--------------|---------------|---------------|
| Statement of Standalone Financial Results for the Quarter and Period ended September 30, 2025 |               |              |              |              |               |               |
| Particulars   | Quarter Ended |              |              | Period Ended |               | Year Ended    |
|   | 30-09-2025    | 30-09-2024   | 30-06-2025   | 30-09-2025   | 30-09-2024    | 31-03-2025    |
|   | (Un-audited)  | (Un-audited) | (Un-audited) | (Un-audited) | (Un-audited)  | (Audited)     |
| 1 Revenue from operations   | 9.30          | 37.98        | 30.12        | 39.42        | 150.16        | 157.28        |
| 2 Other income  | -0.66         | 25.41        | 35.49        | 34.83        | 71.01         | 52.65         |
| 3 <b>Total income</b>   | <b>8.64</b>   | <b>63.39</b> | <b>65.61</b> | <b>74.25</b> | <b>221.17</b> | <b>209.93</b> |
| 4 <b>Expenses</b>   |               |              |              |              |               |               |
| Cost of materials consumed  | 0.00          | 0.00         | 0.00         | 0.00         | 0.00          | 0.00          |
| Manufacturing Expenses  | 0.00          | 0.00         | 0.00         | 0.00         | 0.00          | 0.00          |
| Purchases of stock-in-trade   | 8.90          | 25.73        | 25.06        | 33.96        | 102.12        | 107.67        |
| Changes in inventories of finished goods, work-in-progress and stock-in-trade                 | 0.00          | 0.00         | 0.00         | 0.00         | 0.00          | 0.00          |
| GST expenses  | 0.00          | 0.00         | 0.00         | 0.00         | 0.00          | 0.00          |
| Employee benefit expense  | 3.88          | 3.36         | 3.89         | 7.77         | 6.65          | 15.51         |
| Finance costs   | 0.00          | 0.00         | 0.00         | 0.00         | 0.00          | 0.00          |
| Depreciation, depletion and amortisation expense  | 2.50          | 0.66         | 0.71         | 1.38         | 1.33          | 2.66          |
| Other Expenses  | 0.67          | 11.89        | 11.51        | 14.01        | 49.64         | 66.19         |
| <b>Total expenses</b>   | <b>15.95</b>  | <b>41.64</b> | <b>41.17</b> | <b>57.12</b> | <b>159.74</b> | <b>192.03</b> |
| 5 <b>Total Profit/(Loss) before exceptional items and tax</b>                                 | <b>(7.31)</b> | <b>21.75</b> | <b>24.44</b> | <b>17.13</b> | <b>61.43</b>  | <b>17.90</b>  |
| 6 Exceptional items   | 0.00          | 0.00         | 0.00         | 0.00         | 0.00          | 0.00          |
| 7 <b>Total Profit/(Loss) before tax</b>   | <b>(7.31)</b> | <b>21.75</b> | <b>24.44</b> | <b>17.13</b> | <b>61.43</b>  | <b>17.90</b>  |

DEVENDR  
A SHARMA

Digitally signed by  
DEVENDRA SHARMA  
Date: 2025.11.13  
16:45:34 +05'30'

|           |   |               |               |              |              |               |              |
|-----------|---|---------------|---------------|--------------|--------------|---------------|--------------|
| <b>8</b>  | <b>Tax Expenses</b>   |               |               |              |              |               |              |
|           | Current tax   | 0.00          | 0.80          | 0.00         | 0.00         | 0.80          | 0.86         |
|           | Deferred tax  | 0.00          | 0.00          | 0.00         | 0.00         | 0.00          | -6.41        |
| <b>9</b>  | <b>Net Profit/( Loss) for the period from continuing operations</b>                       | <b>-7.31</b>  | <b>20.95</b>  | <b>24.44</b> | <b>17.13</b> | <b>60.63</b>  | <b>23.45</b> |
| <b>10</b> | Profit (loss) from discontinued operations before tax                                     | 0.00          | 0.00          | 0.00         | 0.00         | 0.00          | 0.00         |
| <b>11</b> | Tax expense of discontinued operations  | 0.00          | 0.00          | 0.00         | 0.00         | 0.00          | 0.00         |
| <b>12</b> | Net profit (loss) from discontinued operation after tax                                   | 0.00          | 0.00          | 0.00         | 0.00         | 0.00          | 0.00         |
|           | Share of profit (loss) of associates and joint ventures accounted for using equity method | 0.00          | 0.00          | 0.00         | 0.00         | 0.00          | 0.04         |
| <b>13</b> | <b>Total Profit/ (loss) for period</b>  | <b>-7.31</b>  | <b>20.95</b>  | <b>24.44</b> | <b>17.13</b> | <b>60.63</b>  | <b>23.49</b> |
| <b>14</b> | Other comprehensive income  |               |               |              |              |               |              |
|           | (a)(i)Items that will not be re-classified to Profit or Loss                              | -8.83         | 80.78         | 73.24        | 64.41        | 178.87        | 24.28        |
|           | (ii) Income Tax relating to items that will not be re-classified to Profit or Loss        | 0.00          | 0.00          | 0.00         | 0.00         | 0.00          | 0.00         |
|           | (b)(i)Items that will be re-classified to Profit or Loss                                  | 0.00          | 0.00          | 0.00         | 0.00         | 0.00          | 0.00         |
|           | (ii) Income Tax relating to items that will be re-classified to Profit or Loss            | 0.00          | 0.00          | 0.00         | 0.00         | 0.00          | 0.00         |
|           | <b>Total Comprehensive Income for the period</b>  | <b>-16.14</b> | <b>101.73</b> | <b>97.68</b> | <b>81.54</b> | <b>239.50</b> | <b>47.77</b> |
| <b>15</b> | <b>Details of equity share capital</b>  |               |               |              |              |               |              |
|           | Paid-up equity share capital  | 310.83        | 310.83        | 310.83       | 310.83       | 310.83        | 310.83       |
|           | Face value of equity share capital  | 10.00         | 10.00         | 10.00        | 10.00        | 10.00         | 10.00        |
| <b>16</b> | <b>Details of debt securities</b>   |               |               |              |              |               |              |
|           | Paid-up debt capital  | 0.00          | 0.00          | 0.00         | 0.00         | 0.00          | 0.00         |
|           | Face value of debt securities   | 0.00          | 0.00          | 0.00         | 0.00         | 0.00          | 0.00         |
|           | Reserves excluding revaluation reserve  |               |               |              |              |               | 1831.68      |
|           | Debenture redemption reserve  | 0.00          | 0.00          | 0.00         | 0.00         | 0.00          | 0.00         |

DEVENDR  
A  
SHARMA

Digitally signed  
by DEVENDRA  
SHARMA  
Date: 2025.11.13  
16:46:17 +05'30'

|   |       |      |      |      |      |      |
|---|-------|------|------|------|------|------|
| <b>17 Earnings per share</b>  |       |      |      |      |      |      |
| <b>(a) Earnings per equity share for continuing operations</b>                |       |      |      |      |      |      |
| Basic earnings (loss) per share from continuing operations                    | -0.24 | 0.67 | 0.79 | 0.55 | 1.95 | 0.76 |
| Diluted earnings (loss) per share from continuing operations                  | -0.24 | 0.67 | 0.79 | 0.55 | 1.95 | 0.76 |
| <b>(b) Earnings per equity share for discontinued operations</b>              |       |      |      |      |      |      |
| Basic earnings (loss) per share from discontinued operations                  | 0.00  | 0.00 | 0.00 | 0.00 | 0.00 | 0.00 |
| Diluted earnings (loss) per share from discontinued operations                | 0.00  | 0.00 | 0.00 | 0.00 | 0.00 | 0.00 |
| <b>(c) Earnings per equity share</b>  |       |      |      |      |      |      |
| Basic earnings (loss) per share from continuing and discontinued operations   | -0.24 | 0.67 | 0.79 | 0.55 | 1.95 | 0.76 |
| Diluted earnings (loss) per share from continuing and discontinued operations | -0.24 | 0.67 | 0.79 | 0.55 | 1.95 | 0.76 |

#### EXPLANATORY NOTES

- 1 The Un - audited standalone financial results of the Company for the quarter and period ended September 30, 2025 have been reviewed by the Audit Committee and approved by the Board of directors at its meeting held on November 13, 2025.
- 2 Financial results for all the periods presented have been prepared in accordance with the recognition and measurement principles of Ind AS 34.
- 3 Other Income includes interest income, dividend income, foreign exchange gain and gains on valuation & realisation of mutual funds measured at FVTPL
- 4 Figures of the previous periods are re-classified/re-arranged/re-grouped, wherever necessary, to correspond with the current periods classification/disclosure.
- 5 Segment Reporting is not applicable to the company since the entire operation of the company relates to single segment.

Place: Udaipur  
Date: 13/11/2025

**For Rajdarshan Industries Ltd**  
**DEVENDR** Digitally signed by  
DEVENDRA SHARMA  
**A SHARMA** Date: 2025.11.13  
16:46:47 +0530'  
Devendra Sharma  
**CEO & Managing Director**  
**DIN: 00921174**

## RAJDARSHAN INDUSTRIES LIMITED

CIN:L14100RJ1980PLC002145, Web: www.rajdarshanindustrieslimited.com, Mail: info@rajdarshanindustrieslimited.com  
Address: 59, Moti Magri Scheme, Udaipur-313001

| (Rs. In Lakhs)  |               |              |              |              |               |               |
|---|---------------|--------------|--------------|--------------|---------------|---------------|
| Statement of Consolidated Financial Results for the Quarter and Period ended September 30, 2025 |               |              |              |              |               |               |
| Particulars   | Quarter Ended |              |              | Period Ended |               | Year Ended    |
|   | 30-09-2025    | 30-09-2024   | 30-06-2025   | 30-09-2025   | 30-09-2024    | 31-03-2025    |
|   | (Un-audited)  | (Un-audited) | (Un-audited) | (Un-audited) | (Un-audited)  | (Audited)     |
| 1 Revenue from operations   | 9.30          | 37.98        | 30.12        | 39.42        | 150.16        | 157.28        |
| 2 Other income  | -0.66         | 25.41        | 35.49        | 34.83        | 71.01         | 52.65         |
| 3 <b>Total income</b>   | <b>8.64</b>   | <b>63.39</b> | <b>65.61</b> | <b>74.25</b> | <b>221.17</b> | <b>209.93</b> |
| <b>4 Expenses</b>   |               |              |              |              |               |               |
| Cost of materials consumed  | 0.00          | 0.00         | 0.00         | 0.00         | 0.00          | 0.00          |
| Manufacturing Expenses  | 0.00          | 0.00         | 0.00         | 0.00         | 0.00          | 0.00          |
| Purchases of stock-in-trade   | 8.90          | 25.73        | 25.06        | 33.96        | 102.12        | 107.67        |
| Changes in inventories of finished goods, work-in-progress and stock-in- trade                  | 0.00          | 0.00         | 0.00         | 0.00         | 0.00          | 0.00          |
| GST expenses  | 0.00          | 0.00         | 0.00         | 0.00         | 0.00          | 0.00          |
| Employee benefit expense  | 3.88          | 3.36         | 3.89         | 7.77         | 6.65          | 15.51         |
| Finance costs   | 0.00          | 0.00         | 0.00         | 0.00         | 0.00          | 0.00          |
| Depreciation, depletion and amortisation expense  | 2.50          | 0.66         | 0.71         | 1.38         | 1.33          | 2.66          |
| Other Expenses  | 0.67          | 11.89        | 11.51        | 14.01        | 49.64         | 66.19         |
| <b>Total expenses</b>   | <b>15.95</b>  | <b>41.64</b> | <b>41.17</b> | <b>57.12</b> | <b>159.74</b> | <b>192.03</b> |
| 5 <b>Total Profit/(Loss) before exceptional items and tax</b>                                   | <b>(7.31)</b> | <b>21.75</b> | <b>24.44</b> | <b>17.13</b> | <b>61.43</b>  | <b>17.90</b>  |
| 6 Exceptional items   | 0.00          | 0.00         | 0.00         | 0.00         | 0.00          | 0.00          |
| 7 <b>Total Profit/(Loss) before tax</b>   | <b>(7.31)</b> | <b>21.75</b> | <b>24.44</b> | <b>17.13</b> | <b>61.43</b>  | <b>17.90</b>  |

DEVENDR A SHARMA  
Digitally signed by DEVENDRA SHARMA  
Date: 2025.11.13 16:47:01 +05'30'

|   |               |               |              |              |               |              |
|---|---------------|---------------|--------------|--------------|---------------|--------------|
| <b>8 Tax Expenses</b>   |               |               |              |              |               |              |
| Current tax   | 0.00          | 0.80          | 0.00         | 0.00         | 0.80          | 0.86         |
| Deferred tax  | 0.00          | 0.00          | 0.00         | 0.00         | 0.00          | -6.41        |
| <b>9 Net Profit/( Loss) for the period from continuing operations</b>                     | <b>-7.31</b>  | <b>20.95</b>  | <b>24.44</b> | <b>17.13</b> | <b>60.63</b>  | <b>23.45</b> |
| 10 Profit (loss) from discontinued operations before tax                                  | 0.00          | 0.00          | 0.00         | 0.00         | 0.00          | 0.00         |
| 11 Tax expense of discontinued operations   | 0.00          | 0.00          | 0.00         | 0.00         | 0.00          | 0.00         |
| 12 Net profit (loss) from discontinued operation after tax                                | 0.00          | 0.00          | 0.00         | 0.00         | 0.00          | 0.00         |
| Share of profit (loss) of associates and joint ventures accounted for using equity method | -0.02         | 0.06          | -0.20        | -0.22        | -0.30         | 0.04         |
| <b>13 Total Profit/ (loss) for period</b>   | <b>-7.33</b>  | <b>21.01</b>  | <b>24.24</b> | <b>16.91</b> | <b>60.33</b>  | <b>23.49</b> |
| 14 Other comprehensive income   |               |               |              |              |               |              |
| (a)(i)Items that will not be re-classified to Profit or Loss                              | -8.83         | 80.78         | 73.24        | 64.41        | 178.87        | 24.28        |
| (ii) Income Tax relating to items that will not be re-classified to Profit or Loss        | 0.00          | 0.00          | 0.00         | 0.00         | 0.00          | 0.00         |
| (b)(i)Items that will be re-classified to Profit or Loss                                  | 0.00          | 0.00          | 0.00         | 0.00         | 0.00          | 0.00         |
| (ii) Income Tax relating to items that will be re-classified to Profit or Loss            | 0.00          | 0.00          | 0.00         | 0.00         | 0.00          | 0.00         |
| <b>Total Comprehensive Income for the period</b>  | <b>-16.16</b> | <b>101.79</b> | <b>97.48</b> | <b>81.32</b> | <b>239.20</b> | <b>47.77</b> |
| <b>15 Details of equity share capital</b>   |               |               |              |              |               |              |
| Paid-up equity share capital  | 310.83        | 310.83        | 310.83       | 310.83       | 310.83        | 310.83       |
| Face value of equity share capital  | 10.00         | 10.00         | 10.00        | 10.00        | 10.00         | 10.00        |
| <b>16 Details of debt securities</b>  |               |               |              |              |               |              |
| Paid-up debt capital  | 0.00          | 0.00          | 0.00         | 0.00         | 0.00          | 0.00         |
| Face value of debt securities   | 0.00          | 0.00          | 0.00         | 0.00         | 0.00          | 0.00         |
| Reserves excluding revaluation reserve  |               |               |              |              |               | 1911.83      |
| Debenture redemption reserve  | 0.00          | 0.00          | 0.00         | 0.00         | 0.00          | 0.00         |

DEVENDR  
A  
SHARMA

Digitally signed  
by DEVENDRA  
SHARMA  
Date: 2025.11.13  
16:47:12 +05'30'

|    |   |       |      |      |      |      |      |
|----|---|-------|------|------|------|------|------|
| 17 | <b>Earnings per share</b>   |       |      |      |      |      |      |
|    | <b>(a) Earnings per equity share for continuing operations</b>                |       |      |      |      |      |      |
|    | Basic earnings (loss) per share from continuing operations                    | -0.24 | 0.68 | 0.78 | 0.54 | 1.94 | 0.76 |
|    | Diluted earnings (loss) per share from continuing operations                  | -0.24 | 0.68 | 0.78 | 0.54 | 1.94 | 0.76 |
|    | <b>(b) Earnings per equity share for discontinued operations</b>              |       |      |      |      |      |      |
|    | Basic earnings (loss) per share from discontinued operations                  | 0.00  | 0.00 | 0.00 | 0.00 | 0.00 | 0.00 |
|    | Diluted earnings (loss) per share from discontinued operations                | 0.00  | 0.00 | 0.00 | 0.00 | 0.00 | 0.00 |
|    | <b>(c) Earnings per equity share</b>  |       |      |      |      |      |      |
|    | Basic earnings (loss) per share from continuing and discontinued operations   | -0.24 | 0.68 | 0.78 | 0.54 | 1.94 | 0.76 |
|    | Diluted earnings (loss) per share from continuing and discontinued operations | -0.24 | 0.68 | 0.78 | 0.54 | 1.94 | 0.76 |

**EXPLANATORY NOTES**

- 1 The Un-audited consolidated financial results of the Company for the quarter and period ended September 30, 2025 have been reviewed by the Audit Committee and approved by the Board of directors at its meeting held on November 13, 2025
- 2 Financial results for all the periods presented have been prepared in accordance with the recognition and measurement principles of Ind AS 34.
- 3 Other Income includes interest income, dividend income, foreign exchange gain and gains on valuation & realisation of mutual funds measured at FVTPL
- 4 Figures of the previous periods are re-classified/re-arranged/re-grouped, wherever necessary, to correspond with the current periods classification/disclosure.
- 5 Segment Reporting is not applicable to the company since the entire operation of the company relates to single segment.

Place: Udaipur  
Date: 13/11/2025

**For Rajdarshan Industries Ltd**  
**DEVENDRA** Digitally signed by  
**SHARMA** DEVENDRA SHARMA  
Date: 2025.11.13  
16:47:24 +05'30'  
Devendra Sharma  
**CEO & Managing Director**  
**DIN: 00921174**

**RAJDARSHAN INDUSTRIES LIMITED**  
 Regd. Office: 59, Moti Magri Scheme, Udaipur(Raj.)-313001  
 Phone: 91-294-2427999  
 E-Mail: info@rajdarshanindustrieslimited.com  
 CIN:L14100RJ1980PLC002145 Website: www.rajdarshanindustrieslimited.com

**Statement of Asset and Liabilities**

| Particulars                                 |  | Standalone                   |                                     | Consolidated                 |                                     |
|---|--|------------------------------|-------------------------------------|------------------------------|-------------------------------------|
|   |  | Year to Date<br>(30-09-2025) | Previous year ended<br>(31-03-2025) | Year to Date<br>(30-09-2025) | Previous year ended<br>(31-03-2025) |
| Date of start of reporting period           |  | 01-Apr-2025                  | 01-Apr-2024                         | 01-Apr-2025                  | 01-Apr-2024                         |
| Date of end of reporting period             |  | 30-Sept-2025                 | 31-Mar-2025                         | 30-Sept-2025                 | 31-Mar-2025                         |
| Whether results are audited or unaudited    |  | Unaudited                    | Unaudited                           | Unaudited                    | Unaudited                           |
| Nature of report standalone or consolidated |  | Standalone                   | Standalone                          | Consolidated                 | Consolidated                        |
| <b>Assets</b>                               |  |                              |                                     |                              |                                     |
| <b>1</b>                                    | <b>Non-current assets</b>  |                              |                                     |                              |                                     |
|   | Property, plant and equipment  | 31.36                        | 32.74                               | 31.36                        | 32.74                               |
|   | Capital work-in-progress   | 0.00                         | 0.00                                | 0.00                         | 0.00                                |
|   | Investment property  | 16.22                        | 16.22                               | 16.22                        | 16.22                               |
|   | Goodwill   | 0.00                         | 0.00                                | 0.00                         | 0.00                                |
|   | Other intangible assets  | 0.00                         | 0.00                                | 0.00                         | 0.00                                |
|   | Intangible assets under development  | 0.00                         | 0.00                                | 0.00                         | 0.00                                |
|   | Biological assets other than bearer plants                                 | 0.00                         | 0.00                                | 0.00                         | 0.00                                |
|   | Investments accounted for using equity method                              | 0.00                         | 0.00                                | 0.00                         | 0.00                                |
|   | <b>Non-current financial assets</b>  |                              |                                     |                              |                                     |
|   | Non-current investments  | 1045.45                      | 959.53                              | 1047.16                      | 961.45                              |
|   | Trade receivables, non-current   | 108.38                       | 108.38                              | 108.38                       | 108.38                              |
|   | Loans, non-current   | 0.00                         | 0.00                                | 0.00                         | 0.00                                |
|   | Other non-current financial assets   | 321.36                       | 313.61                              | 321.36                       | 313.61                              |
|   | <b>Total non-current financial assets</b>                                  | <b>1475.18</b>               | <b>1381.51</b>                      | <b>1476.89</b>               | <b>1383.44</b>                      |
|   | Deferred tax assets (net)  | 206.85                       | 206.85                              | 206.85                       | 206.85                              |
|   | Other non-current assets   | 0.00                         | 0.00                                | 0.00                         | 0.00                                |
|   | <b>Total non-current assets</b>  | <b>1729.62</b>               | <b>1637.33</b>                      | <b>1731.33</b>               | <b>1639.25</b>                      |
| <b>2</b>                                    | <b>Current assets</b>  |                              |                                     |                              |                                     |
|   | Inventories  | 0.00                         | 0.00                                | 0.00                         | 0.00                                |
|   | <b>Current financial asset</b>   |                              |                                     |                              |                                     |
|   | Current investments  | 0.00                         | 0.00                                | 0.00                         | 0.00                                |
|   | Trade receivables, current   | 123.74                       | 120.97                              | 123.74                       | 120.97                              |
|   | Cash and cash equivalents  | 2.55                         | 10.40                               | 2.55                         | 10.40                               |
|   | Bank balance other than cash and cash equivalents                          | 0.00                         | 0.00                                | 0.00                         | 0.00                                |
|   | Loans, current   | 412.24                       | 412.24                              | 412.24                       | 412.24                              |
|   | Other current financial assets   | 0.00                         | 0.00                                | 0.00                         | 0.00                                |
|   | <b>Total current financial assets</b>                                      | <b>538.54</b>                | <b>543.61</b>                       | <b>538.54</b>                | <b>543.61</b>                       |
|   | Current tax assets (net)   | 3.97                         | 2.85                                | 3.97                         | 2.85                                |
|   | Other current assets   | 31.19                        | 29.71                               | 31.19                        | 29.71                               |
|   | <b>Total current assets</b>  | <b>573.70</b>                | <b>576.17</b>                       | <b>573.70</b>                | <b>576.17</b>                       |
| <b>3</b>                                    | Non-current assets classified as held for sale                             | 0.00                         | 0.00                                | 0.00                         | 0.00                                |
| #####                                       | Regulatory deferral account debit balances and related deferred tax Assets | 0.00                         | 0.00                                | 0.00                         | 0.00                                |
|   | <b>Total assets</b>  | <b>2303.32</b>               | <b>2213.50</b>                      | <b>2305.02</b>               | <b>2215.42</b>                      |

DEVENDR A SHARMA  
 Digitally signed by DEVENDRA SHARMA  
 Date: 2025.11.13 16:47:36 +05'30'

| <b>Equity and liabilities</b> |   |                |                |                |                |
|-------------------------------|---|----------------|----------------|----------------|----------------|
| <b>1</b>                      | <b>Equity</b>   |                |                |                |                |
|                               | <b>Equity attributable to owners of parent</b>  |                |                |                |                |
|                               | Equity share capital  | 310.83         | 310.83         | 310.83         | 310.83         |
|                               | Other equity  | 1960.95        | 1879.40        | 1962.66        | 1881.33        |
|                               | <b>Total equity attributable to owners of parent</b>                                      | <b>2271.78</b> | <b>2190.23</b> | <b>2273.49</b> | <b>2192.16</b> |
|                               | Non controlling interest  | 0.00           | 0.00           | 0.00           | 0.00           |
|                               | <b>Total equity</b>   | <b>2271.78</b> | <b>2190.23</b> | <b>2273.49</b> | <b>2192.16</b> |
| <b>2</b>                      | <b>Liabilities</b>  |                |                |                |                |
|                               | <b>Non-current liabilities</b>  |                |                |                |                |
|                               | <b>Non-current financial liabilities</b>  |                |                |                |                |
|                               | Borrowings, non-current   | 0.00           | 0.00           | 0.00           | 0.00           |
|                               | Trade payables, non-current   | 0.16           | 1.91           | 0.16           | 1.91           |
|                               | Other non-current financial liabilities   | 0.00           | 0.00           | 0.00           | 0.00           |
|                               | <b>Total non-current financial liabilities</b>  | <b>0.16</b>    | <b>1.91</b>    | <b>0.16</b>    | <b>1.91</b>    |
|                               | Provisions, non-current   | 0.00           | 0.00           | 0.00           | 0.00           |
|                               | Deferred tax liabilities (net)  | 0.00           | 0.00           | 0.00           | 0.00           |
|                               | Deferred government grants, Non-current   | 0.00           | 0.00           | 0.00           | 0.00           |
|                               | Other non-current liabilities   | 0.00           | 0.00           | 0.00           | 0.00           |
|                               | <b>Total non-current liabilities</b>  | <b>0.16</b>    | <b>1.91</b>    | <b>0.16</b>    | <b>1.91</b>    |
|                               | <b>Current liabilities</b>  |                |                |                |                |
|                               | <b>Current financial liabilities</b>  |                |                |                |                |
|                               | Borrowings, current   | 0.00           | 0.00           | 0.00           | 0.00           |
|                               | Trade payables, current   | 15.60          | 6.14           | 15.60          | 6.14           |
|                               | Other current financial liabilities   | 0.00           | 0.00           | 0.00           | 0.00           |
|                               | <b>Total current financial liabilities</b>  | <b>15.60</b>   | <b>6.14</b>    | <b>15.60</b>   | <b>6.14</b>    |
|                               | Other current liabilities   | 1.35           | 0.79           | 1.35           | 0.79           |
|                               | Provisions, current   | 14.42          | 14.42          | 14.42          | 14.42          |
|                               | Current tax liabilities (Net)   | 0.00           | 0.00           | 0.00           | 0.00           |
|                               | Deferred government grants, Current   | 0.00           | 0.00           | 0.00           | 0.00           |
|                               | <b>Total current liabilities</b>  | <b>15.77</b>   | <b>15.21</b>   | <b>15.77</b>   | <b>15.21</b>   |
| <b>3</b>                      | Liabilities directly associated with assets in disposal group classified as held for sale | 0.00           | 0.00           | 0.00           | 0.00           |
| <b>4</b>                      | Regulatory deferral account credit balances and related deferred tax liability            | 0.00           | 0.00           | 0.00           | 0.00           |
|                               | <b>Total liabilities</b>  | <b>31.54</b>   | <b>23.26</b>   | <b>31.54</b>   | <b>23.26</b>   |
|                               | <b>Total equity and liabilities</b>   | <b>2303.32</b> | <b>2213.50</b> | <b>2305.02</b> | <b>2215.42</b> |
|                               | Disclosure of notes on assets and liabilities   |                |                |                |                |

1 The above statement have been reviewed and recommended by the Audit Committee and approved by the Board of Directors at their respective meetings held on November 13, 2025.

2 Figures of the previous periods are re-classified/rea-arranged/re-grouped, wherever necessary to correspond with the current period's classification/disclosure..

Place: Udaipur  
Date: 13/11/2025

For Rajdarshan Industries Ltd  
**DEVENDRA SHARMA**  
Digitally signed by DEVENDRA SHARMA  
Date: 2025.11.13 16:47:51 +05'30'  
**Devendra Sharma**  
CEO & Managing Director  
DIN: 00921174

**STANDALONE CASH FLOW STATEMENT FOR THE YEAR ENDED SEPTEMBER 30, 2025**

|           | PARTICULARS   | AS AT<br>30/09/2025<br>RUPEES | AS AT<br>31/03/2025<br>RUPEES |
|-----------|---|-------------------------------|-------------------------------|
| <b>A.</b> | <b>CASH FLOW FROM OPERATING ACTIVITIES</b>  |                               |                               |
|           | <b>Total Comprehensive Income Before Tax and after exceptional items adjusted for:</b>              | 1712993.83                    | 1790285.12                    |
|           | Net gain on investment carried at fair value through profit and loss and other comprehensive income | (2150750.54)                  | (1717170.60)                  |
|           | Depreciation and Ammortization  | 137864.14                     | 266119.63                     |
|           | Provision for diminution in Value of investments  | 0.00                          | 0.00                          |
|           | (Profit) / Loss on sale of Fixed Assets   | 0.00                          | 0.00                          |
|           | (Profit)/Loss on sale of investments  | 0.00                          | 0.00                          |
|           | Interest Expense  | 0.00                          | 0.00                          |
|           | Bad Debts written off   | 0.00                          | 0.00                          |
|           | Dividend Income   | (30475.00)                    | (439200.00)                   |
|           | Interest Income   | (1090664.00)                  | (2193663.55)                  |
|           | <b>Operating Profit Before Working Capital Changes</b>  | <b>(1421031.56)</b>           | <b>(2293629.40)</b>           |
|           | Adjustments for (Increase)/ Decrease in Operating Assets:   |                               |                               |
|           | Inventories   | 0.00                          | 0.00                          |
|           | Trade and other receivables *   | (424812.32)                   | (734433.71)                   |
|           | Trade and other payables *  | 827240.66                     | (5524728.74)                  |
|           | <b>Cash Generated from Operation</b>  | <b>(1018603.22)</b>           | <b>(8552791.85)</b>           |
|           | Direct Taxes Paid / Tax Deducted at Source  | (112091.31)                   | (261605.50)                   |
|           | <b>Net Cash Flow From Operating Activities (A)</b>  | <b>(1130694.53)</b>           | <b>(8814397.35)</b>           |
| <b>B.</b> | <b>CASH FLOW FROM INVESTING ACTIVITIES</b>  |                               |                               |
|           | Change in other bank balance and cash not available for immediate use                               | (125936.48)                   | 6642049.31                    |
|           | Purchase of Fixed Assets & Capital W.I.P.   | 0.00                          | 0.00                          |
|           | Proceed from Sale of Fixed Assets   | 0.00                          | 0.00                          |
|           | Proceeds/(Purchase) of investment   | 0.00                          | 0.00                          |
|           | Interest Received   | 441972.34                     | 1640032.47                    |
|           | Dividend Income   | 30475.00                      | 439200.00                     |
|           | <b>Net Cash Used in Investing Activities (B)</b>  | <b>346510.86</b>              | <b>8721281.78</b>             |
| <b>C.</b> | <b>CASH FLOW FROM FINANCING ACTIVITIES</b>  |                               |                               |
|           | Long Term Borrowings / Repayments   | 0.00                          | 0.00                          |
|           | Repayment to / Proceeds from Banks  | 0.00                          | 0.00                          |
|           | Interest Expense  | 0.00                          | 0.00                          |
|           | <b>Net Cash Flow from/ (Used in) Financing Activities (C )</b>                                      | <b>0.00</b>                   | <b>0.00</b>                   |
|           | <b>NET INCREASE/(DECREASE) IN CASH AND CASH EQUIVALENTS (A+B+C)</b>                                 | <b>(784183.67)</b>            | <b>(93115.57)</b>             |
|           | <b>CASH AND CASH EQUIVALENTS - OPENING BALANCE</b>  | <b>1039524.16</b>             | <b>1132639.73</b>             |
|           | <b>CASH AND CASH EQUIVALENTS - CLOSING BALANCE</b>  | <b>255340.49</b>              | <b>1039524.16</b>             |
|           | * Includes current and non-current  |                               |                               |

**Notes :**

- Cash Flow Statement has been prepared under the indirect method as set out in the Accounting Standard ( Ind AS- 7)
- "Cash Flow Statements" as specified in the Companies (Indian Accounting Standard(Amendment) Rules, 2017).
- Previous year figures have been regrouped / reclassified wherever applicable.

Place: Udaipur  
Date: 13/11/2025

For Rajdarshan Industries Ltd  
 Digitally signed by  
**DEVENDRA SHARMA**  
 SHARMA  
 Date: 2025.11.13  
 16:48:04 +05'30'  
 Devendra Sharma  
 CEO & Managing Director  
 DIN: 00921174

**CONSOLIDATED CASH FLOW STATEMENT FOR THE YEAR ENDED SEPTEMBER 30, 2025**

|           | PARTICULARS   | AS AT<br>30/09/2025<br>RUPEES | AS AT<br>31/03/2025<br>RUPEES |
|-----------|---|-------------------------------|-------------------------------|
| <b>A.</b> | <b>CASH FLOW FROM OPERATING ACTIVITIES</b>  |                               |                               |
|           | <b>Total Comprehensive Income Before Tax and after exceptional items adjusted for:</b>              | 1712993.83                    | 1790285.12                    |
|           | Net gain on investment carried at fair value through profit and loss and other comprehensive income | (2150750.54)                  | (1717170.60)                  |
|           | Depreciation and Ammortization  | 137864.14                     | 266119.63                     |
|           | Provision for diminution in Value of investments  | 0.00                          | 0.00                          |
|           | (Profit) / Loss on sale of Fixed Assets   | 0.00                          | 0.00                          |
|           | (Profit)/Loss on sale of investments  | 0.00                          | 0.00                          |
|           | Interest Expense  | 0.00                          | 0.00                          |
|           | Bad Debts written off   | 0.00                          | 0.00                          |
|           | Dividend Income   | (30475.00)                    | (439200.00)                   |
|           | Interest Income   | (1090664.00)                  | (2193663.55)                  |
|           | <b>Operating Profit Before Working Capital Changes</b>  | <b>(1421031.56)</b>           | <b>(2293629.40)</b>           |
|           | Adjustments for (Increase)/ Decrease in Operating Assets:   |                               |                               |
|           | Inventories   | 0.00                          | 0.00                          |
|           | Trade and other receivables *   | (424811.77)                   | (734433.16)                   |
|           | Trade and other payables *  | 827240.66                     | (5524728.74)                  |
|           | <b>Cash Generated from Operation</b>  | <b>(1018602.67)</b>           | <b>(8552791.30)</b>           |
|           | Direct Taxes Paid / Tax Deducted at Source  | (112091.31)                   | (261605.50)                   |
|           | <b>Net Cash Flow From Operating Activities (A)</b>  | <b>(1130693.98)</b>           | <b>(8814396.80)</b>           |
| <b>B.</b> | <b>CASH FLOW FROM INVESTING ACTIVITIES</b>  |                               |                               |
|           | Change in other bank balance and cash not available for immediate use                               | (125936.48)                   | 6642049.31                    |
|           | Purchase of Fixed Assets & Capital W.I.P.   | 0.00                          | 0.00                          |
|           | Proceed from Sale of Fixed Assets   | 0.00                          | 0.00                          |
|           | Proceeds/(Purchase) of investment   | 0.00                          | 0.00                          |
|           | Interest Received   | 441972.34                     | 1640032.47                    |
|           | Dividend Income   | 30475.00                      | 439200.00                     |
|           | <b>Net Cash Used in Investing Activities (B)</b>  | <b>346510.86</b>              | <b>8721281.78</b>             |
| <b>C.</b> | <b>CASH FLOW FROM FINANCING ACTIVITIES</b>  |                               |                               |
|           | Long Term Borrowings / Repayments   | 0.00                          | 0.00                          |
|           | Repayment to / Proceeds from Banks  | 0.00                          | 0.00                          |
|           | Interest Expense  | 0.00                          | 0.00                          |
|           | <b>Net Cash Flow from/ (Used in) Financing Activities (C)</b>                                       | <b>0.00</b>                   | <b>0.00</b>                   |
|           | <b>NET INCREASE/(DECREASE) IN CASH AND CASH EQUIVALENTS (A+B+C)</b>                                 | <b>(784183.12)</b>            | <b>(93115.02)</b>             |
|           | <b>CASH AND CASH EQUIVALENTS - OPENING BALANCE</b>  | <b>1039524.40</b>             | <b>1132639.42</b>             |
|           | <b>CASH AND CASH EQUIVALENTS - CLOSING BALANCE</b>  | <b>255341.28</b>              | <b>1039524.40</b>             |
|           | * Includes current and non-current  |                               |                               |

**Notes :**

- Cash Flow Statement has been prepared under the indirect method as set out in the Accounting Standard ( Ind AS- 7)
- "Cash Flow Statements" as specified in the Companies (Indian Accounting Standard(Amendment) Rules, 2017).
- Previous year figures have been regrouped / reclassified wherever applicable.

Place: Udaipur  
Date: 13/11/2025

For Rajdarshan Industries Ltd

DEVENDR A SHARMA  
Digitally signed by  
DEVENDRA SHARMA  
Date: 2025.11.13  
16:48:18 +05'30'  
 Devendra Sharma  
 CEO & Managing Director  
 DIN: 00921174





**Independent Auditor's Review Report on the Quarterly and year to date Unaudited Standalone Financial Results of the Company Pursuant to the Regulation 33 of the SEBI (Listing Obligations and Disclosure Requirements) Regulations, 2015, as amended**

**Review Report to,**  
**The Board of Directors**  
**M/s Rajdarshan Industries Limited**

1. We have reviewed the accompanying statement of unaudited standalone financial results of **M/s Rajdarshan Industries Limited** ("the Company") for the quarter ended 30 September, 2025 and year to date from April 01, 2025 to September 30, 2025 (the "Statement") attached herewith, being submitted by the Company pursuant to the requirements of Regulation 33 of the SEBI (Listing Obligations and Disclosure Requirements) Regulations, 2015, as amended. ( the "Listing Regulations")
2. This statement is the responsibility of the Company's Management and has been approved by the Board of Directors which has been prepared in accordance with the recognition and measurement principles laid down in Indian Accounting Standard ('Ind AS) for Interim Financial Reporting (Ind AS 34), prescribed, under Section 133 of the Companies Act, 2013 as amended read with relevant rules issued there under and other accounting principles generally accepted in India. Our responsibility is to issue a report on these financial statements based on our review.
3. We conducted our review in accordance with the Standard on Review Engagements (SRE) 2410, "Review of Interim Financial Information Performed by the Independent Auditor of the entity" issued by the Institute of Chartered Accountants of India. This standard requires that we plan and perform the review to obtain moderate assurance as to whether the financial statements are free of material misstatement. A review is limited primarily to inquiries of company personnel and analytical procedures applied to financial data and thus provide less assurance than an audit. We have not performed an audit and accordingly, we do not express an audit opinion.
4. Based on our review conducted as above, nothing has come to our attention that causes us to believe that the accompanying statement of unaudited financial results prepared in accordance with applicable accounting standards and other recognized accounting practices and policies has not disclosed the information required to be disclosed in terms of Regulation 33 of the SEBI (Listing Obligations and Disclosure Requirements) Regulations, 2015, as amended , including the manner in which it is to be disclosed, or that it contains any material misstatement.

**For Ajay Paliwal & Co**  
**Chartered Accountants**  
**Firm Registration No. 012345C**

  
**Ajay Paliwal**  
**Proprietor**  
**Membership No. 403290**  
**Place: Udaipur**  
**Date: 13<sup>th</sup> November 2025**  
**UDIN: 25403290BMLELO3702**





**Independent Auditor's Review Report on the Quarterly and year to date Unaudited Consolidated Financial Results of the Company Pursuant to the Regulation 33 of the SEBI (Listing Obligations and Disclosure Requirements) Regulations, 2015, as amended**


**Review Report to  
The Board of Directors  
M/s Rajdarshan Industries Limited**

1. We have reviewed the accompanying statement of Consolidated Un-audited financial results of **Rajdarshan Industries Limited** ("the Company") and its Associate Company **Rupal Holdings Private Limited** (together referred to as "the Group") for the quarter and period ended 30<sup>th</sup> September, 2025 (the "Statement"), being submitted by the Company pursuant to the requirements of Regulation 33 of the SEBI (Listing Obligations and Disclosure Requirements) Regulations, 2015 as amended.
2. This statement is the responsibility of the Company's Management and approved by the Board of Directors which has been prepared in accordance with the recognition and measurement principles laid down in Indian Accounting Standard (Ind AS) for Interim Financial Reporting (Ind AS 34), prescribed, under Section 133 of the Companies Act 2013, as amended read with relevant rules issued there under and other accounting principles generally accepted in India. Our responsibility is to express a conclusion on the statements based on our review.
3. We conducted our review of consolidated statements in accordance with the Standard on Review Engagements (SRE) 2410, Review of Interim Financial Information Performed by the Independent Auditor of the entity, issued by the Institute of Chartered Accountants of India. A review of interim financial information consists of making inquiries primarily of company's personnel responsible for financial and accounting matters, and applying analytical and other review procedures. A review is substantially less in scope than an audit conducted in accordance with Standards on Auditing specified under Section 143(10) of the Companies Act, 2013 and consequently does not enable us to obtain assurance that we would become aware of all significant matters that might be identified in an audit. Accordingly, we do not express an audit opinion.

We also performed procedures in accordance with the SEBI Circular CIR/CFD/CMD1/44/2019 dated 29 March 2019 issued by the SEBI under Regulation 33(8) of the SEBI (Listing Obligations and Disclosure Requirements) Regulations, 2015 (as amended), to the extent applicable.

4. The statement includes the results of the following entities: -

| Name of the Company | Relationship |
|---------------------|--------------|
|---------------------|--------------|





|                                |           |
|--------------------------------|-----------|
| Rajdarshan Industries Limited  | Parent    |
| Rupal Holdings Private Limited | Associate |

5. Based on our review conducted and procedures performed as stated in paragraph 3 above, nothing has come to our attention that causes us to believe that the accompanying statement of unaudited financial results prepared in accordance with applicable accounting standards and other recognized accounting practices and policies has not disclosed the information required to be disclosed in terms of Regulation 33 of the SEBI (Listing Obligations and Disclosure Requirements) Regulations, 2015, as amended including the manner in which it is to be disclosed, or that it contains any material misstatement.
6. We did not review the interim financial information of the Associate Company included in the accompanying Statement whose interim financial results reflect Group's share of total net profit/(loss) after tax of Rs. (0.22) lakhs, Group's share of total comprehensive income of Rs. (0.22) lakhs, for the quarter and period ended September 30, 2025, and the period ended on that date respectively, and net cash outflow of Rs. 0.49 lakhs for the period from April 01, 2025, to September 30, 2025 as considered in the Statement which have been reviewed by its independent auditor.

The independent auditor's report on interim financial results of these entities has been furnished to us by Management and our conclusion on the Statement in so far as it relates to the amounts and disclosures included in respect of the associate company is based solely on the report of such auditor and the procedures performed by us as stated in paragraph 3 above.

**For Ajay Paliwal & Co**  
**Chartered Accountants**  
**Firm Registration No. 012345C**

**Ajay Paliwal**  
**Proprietor**  
**Membership No. 403290**  
**Place: Udaipur**  
**Date: 13<sup>th</sup> November 2025**  
**UDIN: 25403290BMLELP5154**

